

LOUKYA MEDIA SOLUTIONS PRIVATE LIMITED

Formerly known as PRO LAUNCH IT SERVICES PRIVATE LIMITED

BALANCE SHEET AS AT 31.03.2023

	Notes	As at	
		31 March 2023	31 March 2022
I. EQUITY AND LIABILITIES			
(1) Shareholder's Funds			
(a) Share Capital	3	1,00,000	1,00,000
(b) Reserves and Surplus	4	1,12,98,203	1,04,18,057
		1,13,98,203	1,05,18,057
(3) Non-Current Liabilities			
(a) Long term borrowings		-	-
(b) Deferred tax liabilities (Net)		2,00,395	1,56,212
		2,00,395	1,56,212
(4) Current Liabilities			
(a) Short-term borrowings	5	1,26,51,797	-
(b) Trade Payables			
Dues to micro and small enterprises		-	-
Dues to other than micro and small enterprises	6	3,09,38,085	3,66,82,166
(c) Other current liabilities	7	6,66,323	37,58,041
(d) Short-term provisions	8	2,51,833	7,32,811
		4,45,08,038	4,11,73,018
TOTAL : I		5,61,06,636	5,18,47,287
II ASSESTS			
(1) Non-current assests			
(a) Fixed assests			
(i) Tangible assets	9	1,13,06,541	10,37,875
(ii) Intangible assets	9	3,161	3,161
		1,13,09,702	10,41,036
(b) Non-current investments		-	-
(c) Deferred tax assets (net)		-	-
(d) Long-term loans and advances:		10,10,000	8,90,000
		1,23,19,702	19,31,036
(2) Current assets			
(a) Current investments		-	-
(b) Trade receivables	10	9,98,642	1,47,40,016
(c) Cash and cash equivalents	11	24,95,238	50,48,673
(d) Short-term loans and advances	12	41,34,662	61,34,662
(e) Other Current Assets	13	3,61,58,392	2,39,92,900
		4,37,86,934	4,99,16,251
TOTAL:II		5,61,06,636	5,18,47,287

Summary of significant accounting policies



2

The accompanying notes are an integral part of the financial statements

As per our report of even date

For Krishna Reddy & Co.,

Chartered Accountants


R. Sreenivasulu
Partner

UDIN: 23210611BGYKUB8414



Place : Hyderabad

Date : 05/09/2023

for and on behalf of the Board of Directors of

Loukya Media Solutions Private Limited


Anil Reddy Yerramreddy
Director
DIN: 02309602

Varalakshmi Yallanti
Director
DIN: 07753817

LOUKYA MEDIA SOLUTIONS PRIVATE LIMITED
Formerly known as **PRO LAUNCH IT SERVICES PRIVATE LIMITED**
PROFIT & LOSS STATEMENT FOR THE YEAR ENDED 31st MARCH 2023

	Notes	For the year ended	
		31 March 2023	31 March 2022
I. Revenue From Operations	14	5,06,86,086	12,83,05,577
II. Other income	15	5,30,245	6,89,142
TOTAL(I + II)		5,12,16,331	12,89,94,719
<u>IV:EXPENDITURE</u>			
Purchases	16	1,22,09,595	8,90,20,261
Employee Benefit Expenses	17	2,13,97,647	2,97,96,552
Financial Costs		5,02,005	-
Depreciation and Amortisation expenditure	9	9,33,777	1,98,190
Other Expenses	18	1,49,97,145	71,13,534
TOTAL		5,00,40,169	12,61,28,537
Profit/(Loss) during the Year (A-B)		11,76,162	28,66,182
Tax Expense:			
Current Tax		2,51,833	7,32,811
Income tax of earlier years		-	46,702
Deferred Tax		44,183	(326)
Net Profit after Provision for Taxation		8,80,146	20,86,995
Profit /(loss) of Previous years		1,04,18,057	83,31,062
Profit C/fd to Balance Sheet		1,12,98,203	1,04,18,057
Earning/(loss) per equity share (EPES):			
Basic	19	88.01	208.70
Diluted	19	88.01	208.70

Summary of significant accounting policies

2

The accompanying notes are an integral part of the financial statements.

As per our report of even date

For Krishna Reddy & Co.

Chartered Accountants

R. Sreenivasulu

Partner

UDIN: 23210611BGYKUB8414

Place : Hyderabad

Date : 05/09/2023

for and on behalf of the Board of Directors of

Loukya Media Solutions Private Limited

Anil Reddy Yerramreddy


Director

DIN: 02309602

Varalakshmi Yal

Director

DIN: 07753817



LOUKYA MEDIA SOLUTIONS PRIVATE LIMITED
Formerly Known as Pro Launch IT Services Private Limited
NOTES TO BALANCE SHEET

	As at	
	31 March 2023	31 March 2022
3 Share Capital :		
Authorised Share Capital (1,00,00,000 Equity Shares of Rs.10/- each, March 31, 2022: 1,00,00,000 Equity Shares)	10,00,00,000	10,00,00,000
Issued, Subscribed & Paid up : (10,000 Equity Shares of Rs.10/- each, March 31, 2022: 10,000 Equity Shares of Rs.10/- each)	1,00,000	1,00,000
	1,00,000	1,00,000

Note:

During the period of five years immediately preceding the date as at which the Balance Sheet is prepared, the company has not

- (i) allotted any fully paidup equity shares by way of bonus shares;
- (ii) allotted any equity shares pursuant to any contract without payment being received in cash;
- (iii) bought back any equity shares

a) Reconciliation of the Shares outstanding at the beginning and at the end of the reporting year

Equity Shares

	31 March 2023		31 March 2022	
	No	Amount	No	Amount
At the beginning of the year	10,000	1,00,000	10,000	1,00,000
Issued during the year	-	-	-	-
Outstanding at the end of the Year	10,000	1,00,000	10,000	1,00,000

b) Terms/right attached to equity shares

The Company has only one class of equity shares having par value of Rs.10 per share. Each holder of equity shares is entitled to one vote per share. The dividend proposed by the Board of Directors is subject to the approval of the shareholders in the ensuing Annual General Meeting. In the event of liquidation of the Company, the holders of equity shares will be entitled to receive remaining assets of the Company, after distribution of all preferential amounts. The distribution will be in proportion to the number of equity shares held by the shareholders.

c) Details of shareholders holding more than 5% shares in the Company

Name of the shareholder	31 March 2023		31 March 2022	
	No.	% holding	No.	% holding
Equity shares of Rs. 10 each fully paid				
Anil Reddy YERRAMREDDY	4,990	49.90%	4,990	49.90%
Sujai PATURU	5,000	50.00%	5,000	50.00%

	As at	
	31 March 2023	31 March 2022
4 Reserves and Surplus		
<u>Profit & Loss A/c:</u>		
Opening Balance	1,04,18,057	83,31,062
Add: Profit during the year	8,80,146	20,86,995
	1,12,98,203	1,04,18,057


Current Liabilities

	As at	
	31 March 2023	31 March 2022
5 Short Term Borrowings:		
Loan from related parties, unsecured	1,26,51,797	-
	1,26,51,797	-


X *Anilkumarreddy*

For KRISHNA REDDY & CO.,
Chartered Accountants
Firm Regn. No. 005388S
(Signature)
(R.SREENIVASULU)
Partner-M.No. 210611

@lates



		As at	
		31 March 2023	31 March 2022
6	Trade Payables:		
	Sundry Creditors	3,08,93,085	3,66,37,166
	Auditfee Payable	45,000	45,000
		3,09,38,085	3,66,82,166
<hr/>			
		As at	
		31 March 2023	31 March 2022
7	Other current liabilities		
	Statutory Dues	6,66,323	37,58,041
		6,66,323	37,58,041
<hr/>			
		As at	
		31 March 2023	31 March 2022
8	Short-term Provisions:		
	Provision for Income Tax	2,51,833	7,32,811
		2,51,833	7,32,811
<hr/>			
		As at	
		31 March 2023	31 March 2022
9	Long-term loans and advances:		
	Security Deposits, secured considered good	10,10,000	8,90,000
		10,10,000	8,90,000
<hr/>			
		As at	
		31 March 2023	31 March 2022
10	Trade Receivables		
	Outstanding for a period exceeding six months from the date they are due for payment	-	-
	Other receivables, unsecured considered good	9,98,642	1,47,40,016
		9,98,642	1,47,40,016
<hr/>			
The amounts dues by:			
	Directors	-	-
	Other officers of the company or any of them either severally or jointly with any other person	-	-
	Firms or private companies respectively in which any director is a partner or a director or a member	9,98,642	1,47,40,016
<hr/>			
		As at	
		31 March 2023	31 March 2022
11	Cash and Cash Equivalents		
	Balances with banks in current accounts	21,99,309	47,51,332
	Cash in Hand	21,450	22,862
	Fixed Deposit	2,74,479	2,74,479
	TOTAL	24,95,238	50,48,673

For KRISHNA REDDY & CO.,
Chartered Accountants
Firm Regn. No. 005388S

(R. SREENIVASULU)
Partner-M.No. 210611

X

M. Anilkumar Reddy



Director

		As at	
		31 March 2023	31 March 2022
12	Short Term Loans and Advances		
	Advances given to employees, unsecured considered good	21,34,662	21,34,662
	Advances given to others, unsecured considered good	20,00,000	20,00,000
	Loans & advances to related parties, unsecured considered good	-	20,00,000
	TOTAL	41,34,662	61,34,662

		As at	
		31 March 2023	31 March 2022
13	Other Current Assets		
	Advance Tax	9,16,563	14,46,775
	TDS & TCS	1,16,505	74,505
	GST Input	39,23,896	10,92,532
	Unbilled Revenue B/s	3,12,01,427	2,13,79,088
	TOTAL	3,61,58,392	2,39,92,900

For KRISHNA REDDY & CO.,
Chartered Accountants
Firm Regn. No. 0053888

(Signature)

(R. SREENIVASULU)
Partner-M.No. 210611

*
Anilkumar Reddy



LOUKYA MEDIA SOLUTIONS PRIVATE LIMITED
Formerly Known as Pro Launch IT Services Private Limited
NOTES TO PROFIT & LOSS ACCOUNT

		For the year ended	
		31 March 2023	31 March 2022
14	Revenue from Operations:		
	Software services	2,85,03,888	1,65,31,887
	Sales of products	1,23,59,860	9,03,94,602
	Unbilled Revenue P&L	98,22,339	2,13,79,088
	TOTAL	5,06,86,086	12,83,05,577
<hr/>			
		For the year ended	
		31 March 2023	31 March 2022
15	Other Income:		
	Interest on Fixed Deposit	-	-
	Interest on Income Tax Refund	18,855	-
	Foreign Currency Exchange Fluctuation	5,11,390	6,89,142
	TOTAL	5,30,245	6,89,142
<hr/>			
		For the year ended	
		31 March 2023	31 March 2022
16	Cost of Sales:		
	Openig Stock	-	-
	Add: Purchase of Stock-in-Trade	1,22,09,595	8,90,20,261
	Less: Closing Stock	-	-
		1,22,09,595	8,90,20,261
<hr/>			
		For the year ended	
		31 March 2023	31 March 2022
17	Employee Benefit Expenses:		
	Salaries	2,07,71,600	2,73,36,600
	Staff Welfare	6,26,047	1,57,073
	Training Expenses	-	-
	Employee Exp.Onsite	-	23,02,879
	TOTAL	2,13,97,647	2,97,96,552
<hr/>			
		For the year ended	
		31 March 2023	31 March 2022
9	Depreciation and Amortisation Expenditure		
	Depreciation	9,33,777	1,98,190
		9,33,777	1,98,190

For KRISHNA REDDY & CO.,
Chartered Accountants
Firm Regn. No. 805388S

(R.SREENIVASULU)
Partner-M.No. 210611

x
y Anilkumar Reddy



	For the year ended	
	31 March 2023	31 March 2022
18 Other Expenses:		
Payment to auditor (refer Note A)	50,000	50,000
Rent (Refer Note B)	5,95,000	6,00,000
Office Expenses	99,455	1,01,998
Printing & Stationery	43,264	66,996
Repairs & Maintenance	-	-
Computer Accessories	-	6,50,000
Accommodation Expenses	24,00,000	-
Telephone And Internet	56,067	22,917
Professional Charges	-	4,000
Rates and Taxes	17,134	-
Bank Charges	18,852	9,485
Tendr Fees	10,000	-
Travelling & Conveyance	1,46,456	-
Vehicle Maintenance	-	85,575
Consulting Services	1,15,13,807	53,92,971
Oil & Fuel	14,150	77,899
Interest on Income Tax	-	44,200
Taxes, Feeses & Rates	-	-
Client Bank Charges	32,961	7,493
TOTAL	1,49,97,145	71,13,534

Note A - Payment to auditor

	For the year ended	
	31 March 2023	31 March 2022
Audit fee	50,000	50,000
Tax audit fee	-	-
In other capacity:		
Other services	-	-
Reimbursement of expenses	-	-
	50,000	50,000



Note B - Rent

The Company is obligated under cancellable operating lease agreements. Total rental expense for the period under cancellable leases was Rs. 5,95,000 (31 March 2022: Rs.6,00,000).

	For the year ended	
	31 March 2023	31 March 2022
19 Earnings per Share		
Net Profit after Tax	8,80,146	20,86,995
Weighted average number of equity shares (Nos)	10,000	10,000
Nominal value per share	10	10
Earnings per Share	88.01	267.19
Diluted Earnings per Share	88.01	267.19

For KRISHNA REDDY & CO.,
Chartered Accountants
Firm Regn. No. 005388S

(R. SREENIVASULU)
Partner-M.No. 210611

M/S.LOUKYA MEDIA SOLUTIONS PRIVATE LIMITED
STATEMENT OF DEPRECIATION AS PER INCOME TAX RULES FOR THE YEAR ENDED : 31-03-2023

S.No.	Assets	WDV as on 01-04-2022	ADDITIONS		Deletion in the year	Total as on 31-03-2023	Rate of Dep. %	Depreciation	WDV as on 31-03-2023
			Before 30th Sep.	After 30 th Sep					
1	Computer	22,738	-	-	-	22,738	40	9,095	13,643
2	Software	635	-	-	-	635	40	254	381
3	Furniture & Fixtures	15,036	-	-	-	15,036	10	1,504	13,532
4	Laptops	2,69,459	-	-	-	2,69,459	40	1,07,784	1,61,675
5	Vehicles(Four Wheelers) Leasehold Improvements	-	-	51,82,035	-	51,82,035	15	3,88,653	47,93,382
6		-	60,20,408	-	-	60,20,408	10	6,02,041	54,18,367
	TOTAL	3,07,868	60,20,408	51,82,035	-	1,15,10,311		11,09,331	1,04,00,980




M. Arul Kumar Reddy
Director

LOUKYA MEDIA SOLUTIONS PRIVATE LIMITED
Formerly known as PRO LAUNCH IT SERVICES PRIVATE LIMITED

Cash Flow Statement for the year ended 31 March 2023

(All amounts in ₹, unless otherwise stated)

	For the year ended	
	31 March 2023	31 March 2022
Cash flows from operating activities		
Profit before tax	11,76,162	28,66,182
Adjustments for:		
Depreciation and amortization expense	9,33,777	1,98,190
Interest expense	-	-
Loss on sale of assets	-	-
Interest income	-	-
Operating profit before working capital changes	21,09,939	30,64,372
(Increase)/decrease in inventories	-	-
(Increase)/decrease in trade receivables	1,37,41,374	11,38,725
(Increase)/decrease in loans and advances	18,80,000	18,41,619
(Increase)/decrease in other current assets	(1,26,95,703)	(2,24,02,125)
(Increase)/decrease in other non-current assets	-	-
Increase/(Decrease) in trade payables	(57,44,081)	1,78,09,761
Increase/(Decrease) in long-term provisions	-	-
Increase/(decrease) in other liabilities and provisions	(30,91,718)	24,79,130
Cash used in operations	(38,00,190)	39,31,482
Income tax paid, net	(2,02,599)	(11,16,029)
Net cash provided by/ (used in) operating activities	(40,02,789)	28,15,453
Cash flows from investing activities		
Purchase of fixed assets	(1,12,02,443)	-
Proceeds from sale of tangible assets	-	-
Purchase of non-current investments	-	-
Net investment in/(maturity of) in bank deposits (having original maturity of more than three months)	-	-
Long term loans to subsidiaries	-	-
Interest received	-	-
Net cash provided by/ (used in) investing activities	(1,12,02,443)	-
Cash flows from financing activities		
Proceeds from issue of share capital, net of share issue expenses	-	-
Proceeds from short-tem borrowings, net	1,26,51,797	-
Proceeds from to long-term borrowings, net	-	-
Interest paid	-	-
Net cash provided by/ (used in) financing activities	1,26,51,797	-
Net increase / (decrease) in cash and cash equivalents	(25,53,435)	28,15,453
Cash and cash equivalents at beginning of the year	47,74,194	19,58,741
Cash and cash equivalents at end of the year (refer note 11)	22,20,759	47,74,194

For **KRISHNA REDDY & CO.,**
Chartered Accountants
Firm Regn. No. 005388S

(R.SREENIVASULU)
Partner-M.No. 210611



x
Y Arulamma Reddy


	As at	
	31 March 2023	31 March 2022
Cash and cash equivalents includes:		
Cash on hand	21,450	22,862
Balances with banks in current accounts	21,99,309	47,51,332
Cash and cash equivalents at the end of the year (refer note 11)	22,20,759	47,74,194

As per our report of even date

For Krishna Reddy & Co.,

Chartered Accountants


R. Sreenivasulu
Partner

UDIN: 23210611BGYKUB8414

Place : Hyderabad

Date : 05/09/2023

for and on behalf of the Board of Directors of
Loukya Media Solutions Private Limited

Anil Reddy Yerramreddy
Director
DIN: 02309602



Varalakshmi Yallanti
Director
DIN: 07753817

NAME : M/S. LOUKYA MEDIA SOLUTIONS PRIVATE LIMITED
ADDRESS : 5TH FLOOR, FLAT NO:5/B, LOUKYA HEIGHTS
 PLOT NO:131/A AND 132/A, MAJEED BANDA MAIN ROAD
 KONDAPUR, HYDERABAD, RANGAREDDY, TELANGANA - 500084
STATUS : DOMESTIC COMPANY(16.10.2007)
PAN : AAACP6153C
ASST.YEAR : 2023-24
PRE.YEAR ENDED : 31-03-2023

STATEMENT OF ASSESSABLE INCOME

INCOME FROM BUSINESS :

Net profit as per Profit & Loss Account	11,76,162
Add : Interest on Income tax debited to P&L	-
Add : Depreciation Considered seperately	9,33,777
	<u>21,09,939</u>
Less : Depreciation as per Income Tax Rules	11,09,331
NET TAXABLE INCOME	<u>10,00,608</u>

COMPUTATION OF BOOK PROFIT U/S 115JB OF I.T.ACT.

Book profit as per Profit & Loss account	11,76,162
Add : Additions	-
	<u>11,76,162</u>
Less : Deductions	-
BOOK PROFIT U/S 115 JB	<u>11,76,162</u>
Tax Due as Normal Provisions	2,20,134
Tax Due as per 115JB	2,17,590
	<u>2,20,134</u>
Higher of the above (Tax as Per Normal Provisions)	2,20,134
Add: Surcharge	22,013
	<u>2,42,147</u>
Add : Education Cess	9,686
	<u>2,51,833</u>
Less:Prepaid Taxes	
Advance Tax & Self assesment	4,54,069
TDS and TCS	42,000
	<u>4,96,069</u>
	<u>(2,44,236)</u>
Interest U/s.234B	-
Interest U/s.234C	-
Total Tax payable including interest	<u>(2,44,236)</u>




STATEMENT OF DEPRECIATION AND NET BLOCK FOR THE YEAR ENDED 31.03.2023

9 Tangible assets

S.No.	Description of Asset	GROSS BLOCK						DEPRECIATION				NET BLOCK			
		As on 31.03.2021	Additions	Deletions	Total As on 31.03.2022	Additions	Deletions	Total As on 31.03.2023	W.D.V. Rate of Dep %	w/oft upto 31.03.2021	w/oft current year	Total W/oft upto 31.03.2022	w/oft current year	Total W/oft upto 31.03.2023	As on 31.03.2022
1	Furniture & Fixtures	48,124	-	-	48,124	-	48,124	6.33%	26,097	1,394	27,491	1,306	28,797	20,633	19,327
2	Computer	5,80,470	-	-	5,80,470	-	5,80,470	16.21%	4,21,587	25,755	4,47,342	21,580	4,68,922	1,33,128	1,11,548
3	Laptops	15,59,370	-	-	15,59,370	-	15,59,370	16.21%	5,04,214	1,71,041	6,75,255	1,43,315	8,18,570	8,84,115	7,40,800
4	Vehicles(Four Wheelers)	-	-	-	-	-	51,82,035	9.50%	-	-	-	76,879	76,879	-	51,05,156
5	Leasehold Improvements	-	-	-	-	-	60,20,408	12.50%	-	-	-	6,90,697	6,90,697	-	53,29,711
	Total Tangible Assets	21,87,964	-	-	21,87,964	-	1,33,90,407	-	9,51,899	1,98,190	11,50,089	9,33,777	20,83,866	10,37,875	1,13,06,541
9 Intangible assets															
4	SOFTWARE	17,500	-	-	17,500	-	17,500	31.67%	14,339	-	14,339	-	14,339	3,161	3,161
	Total Intangible Assets	17,500	-	-	17,500	-	17,500	-	14,339	-	14,339	-	14,339	3,161	3,161
	Total Assets	22,05,464	-	-	22,05,464	-	1,34,07,907	-	9,66,238	1,98,190	11,64,428	9,33,777	20,98,205	10,41,036	1,13,09,702

X
M Prithvima Reddy



Chokk



LOUKYA MEDIA SOLUTIONS PRIVATE LIMITED
Notes to financial statements for the year ended 31 March 2023

1. Corporate Overview

Loukya Media Solutions Private Limited (“the Company”), formerly known as Pro Launch IT Services Private Limited was incorporated on 16 October 2007 as a private limited company. The Company is primarily engaged in the business of providing software consultancy services.

2. Significant accounting policies

2.1 Basis of preparation of financial statements

The financial statements have been prepared and presented under the historical cost convention on the accrual basis of accounting and comply with the Accounting Standards specified under Section 133 of the Companies Act 2013 (the Act) read with Rule 7 of the Companies (Accounts) Rules 2014, other pronouncements of the Institute of Chartered Accountants of India, the relevant provisions of the Companies Act 2013 and other accounting principles generally accepted in India (GAAP) to the extent applicable. The financial statements are presented in Indian Rupees.

Use of estimates

The preparation of financial statements in conformity with Indian GAAP requires management to make estimates and assumptions that affect the reported amounts of assets and liabilities and the disclosure of contingent liabilities on the date of the financial statements and reported amounts of revenue and expense for the year. Actual results could differ from those estimates. Estimates and underlying assumptions are reviewed on an ongoing basis. Any revision to accounting estimates is recognised prospectively in current and future periods.

2.2 Current-non-current classification

All assets and liabilities are classified into current and non-current.

Assets

An asset is classified as current when it satisfies any of the following criteria:

- it is expected to be realized in, or is intended for sale or consumption in, the company’s normal operating cycle;
- it is held primarily for the purpose of being traded;
- it is expected to be realized within 12 months after the reporting date; or
- it is cash or cash equivalent unless it is restricted from being exchanged or used to settle a liability for at least 12 months after the reporting date.

Current assets include the current portion of non-current financial assets.

All other assets are classified as non-current.

Liabilities

A liability is classified as current when it satisfies any of the following criteria:

- it is expected to be settled in the company’s normal operating cycle;
- it is held primarily for the purpose of being traded;
- it is due to be settled within 12 months after the reporting date; or
- the company does not have an unconditional right to defer settlement of the liability for at least 12 months after the reporting date. Terms of a liability that could, at the option of the counterparty, result in its settlement by the issue of equity instruments do not affect its classification.

All other liabilities are classified as non-current.



Anil Kumar Reddy

Olaksh



LOUKYA MEDIA SOLUTIONS PRIVATE LIMITED

Notes to financial statements for the year ended 31 March 2023 (continued)

2. Significant accounting policies (continued)

Operating Cycle

Operating cycle is the time between the acquisition of assets for processing and their realisation in cash or cash equivalents.

2.3 Fixed assets and depreciation

Tangible fixed assets

Tangible fixed assets are carried at cost of acquisition less accumulated depreciation. The cost of fixed assets comprises the purchase price, taxes, duties, freight (net of rebates and discounts) and any other directly attributable costs of bringing the assets to their working condition for their intended use. Borrowing costs directly attributable to acquisition of those fixed assets which necessarily take a substantial period of time to get ready for their intended use are capitalised.

Depreciation and amortization on fixed assets is provided using the straight line method over the useful lives of assets estimated by the management. The rates of depreciation and amortization prescribed in Schedule II to the Companies Act, 2013 are considered as minimum rates. If the management's estimate of the useful life of a tangible fixed asset at the time of acquisition of the asset or of the remaining useful life on a subsequent review, is shorter than that envisaged in the aforesaid Schedule, depreciation is provided at a higher rate based on the management's estimate of the useful life/remaining useful life. Pursuant to this policy, depreciation on tangible fixed assets has been provided at the rates based on the following useful lives of fixed assets as estimated by management

	<u>Years</u>
Computer equipment	3
Servers and Networks	6
Furniture and fixtures	10
Electrical fittings	10
Office equipment	5
Office Building	30
Motor Vehicles - 2 Wheelers	10
Motor Vehicles - 4 Wheelers	8
Plant & Machinery	15

Depreciation is calculated on a pro-rata basis from / up to the month the assets are purchased / sold. Individual assets costing less than Rs. 5,000 are depreciated in full in the year of purchase. Losses arising from retirement or gains or losses arising from disposal of fixed assets which are carried at cost are recognized in the Statement of Profit and Loss. Fixed Assets at Leased Premises is depreciated on written down basis over the period of the lease or over the useful life as prescribed by Schedule II to the Companies Act, 2013 whichever is lower.



Anilkumar Reddy

Chakr



LOUKYA MEDIA SOLUTIONS PRIVATE LIMITED

Notes to financial statements for the year ended 31 March 2023 (continued)

2. Significant accounting policies (continued)

Intangible fixed assets

Intangible assets that are acquired by the Company are measured initially at cost. After initial recognition, an intangible asset is carried at cost less accumulated depreciation and any accumulated impairment loss.

Subsequent expenditure is capitalized only when it increases the future economic benefits from the specific assets to which it relates.

Intangible assets are amortized in profit or loss over their estimated useful lives, from the date that they are available for use based on the expected pattern of consumption of economic benefits of the asset. Accordingly, at present, these are being amortised on straight line basis. In accordance with the applicable Accounting Standard, the Company follows a rebuttable presumption that the useful life of an intangible asset will not exceed ten years from the date when the asset is available for use. However, if there is persuasive evidence that the useful life of an intangible asset is longer than ten years, it is amortised over the best estimate of its useful life. The useful life of the intangibles (Computer software) has been estimated at 3 years.

Amortisation method and useful lives are reviewed at each reporting date. If the useful life of an asset is estimated to be significantly different from previous estimates, the amortisation period is changed accordingly. If there has been a significant change in the expected pattern of economic benefits from the asset, the amortisation method is changed to reflect the changed pattern. An intangible asset is derecognised on disposal or when no future economic benefits are expected from its use and disposal. Losses arising from retirement and gains or losses arising from disposal of an intangible asset are measured as the difference between the net disposal proceeds and the carrying amount of the asset and are recognised in the Statement of Profit and Loss.

2.4 Impairment of assets

The Company assesses at each balance sheet date whether there is any indication that any assets forming part of its cash generating units may be impaired. If any such indication exists, the Company estimates the recoverable amount of the asset. If such recoverable amount of the asset or the recoverable amount of the cash generating unit to which the asset belongs to is less than its carrying amount, the carrying amount is reduced to its recoverable amount. The reduction is treated as an impairment loss and is recognized in the Statement of profit and loss. If at the balance sheet date, there is an indication that a previously assessed impairment loss no longer exists, the recoverable amount is reassessed and the asset is reflected at the reassessed recoverable amount subject to a maximum of depreciated historical cost.

2.5 Revenue recognition

Revenue from software development and Professional services is recognized when the amount of revenue and related cost can be reliably measured and it is probable that the collectability of the related receivables is reasonably assured

2.6 Foreign currency transactions

Foreign currency transactions are recorded using the exchange rates prevailing on the dates of the respective transactions or average rate. Exchange differences arising on foreign currency transactions settled during the year are recognized in the Statement of Profit and Loss.

Monetary assets and liabilities denominated in foreign currencies as at the balance sheet date are translated at the year-end rates. The resultant exchange differences are recognised in the Statement of Profit and Loss.



Anilkumarreddy

Chakr



LOUKYA MEDIA SOLUTIONS PRIVATE LIMITED

Notes to financial statements for the year ended 31 March 2023 (continued)

2. Significant accounting policies (continued)

2.7 Income taxes

Income tax expense comprises current tax and deferred tax.

Current tax

The current charge for income taxes is calculated in accordance with the relevant tax regulations applicable to the Company.

Deferred tax

Deferred tax charge or benefit reflects the tax effects of timing differences between accounting income and taxable income, which originate during the year but reverse after the tax holiday period. The deferred tax charge or benefit and the corresponding deferred tax liabilities or assets are recognised using the tax rates that have been enacted or substantially enacted by the balance sheet date. Deferred tax assets are recognised only to the extent there is reasonable certainty that the assets can be realised in future; however, where there is unabsorbed depreciation or carry forward of losses, deferred tax assets are recognised only if there is a virtual certainty of realisation of such assets. Deferred tax assets are reviewed at each balance sheet date and written-down or written-up to reflect the amount that is reasonably / virtually certain to be realised.

The break-up of the deferred tax assets and liabilities as at the balance sheet date has been arrived at after setting-off deferred tax assets and liabilities where the Company has a legally enforceable right and an intention to set-off assets against liabilities and where such assets and liabilities relate to taxes on income levied by the same governing taxation laws.

Minimum Alternate Tax (MAT) Credit entitlement

Minimum Alternate Tax (MAT) credit entitlement represents amounts paid in a year under Section 115 JAA of the Income Tax Act 1961 ('IT Act'), in excess of the tax payable, computed on the basis of normal provisions of the IT Act. Such excess amount can be carried forward for set off against future tax payments for ten succeeding years in accordance with the relevant provisions of the IT Act. Since such credit represents a resource controlled by the Company as a result of past events and there is evidence as at the reporting date that the Company will pay normal income tax during the specified period, when such credit would be adjusted, the same has been disclosed as "MAT Credit Receivable", under "Long term loan and advances" in balance sheet with a corresponding credit to the Statement of Profit and Loss, as a separate line item. Such assets are reviewed as at each balance sheet date and written down to reflect the amount that will not be available as a credit to be set off in future, based on the applicable taxation law then in force.

2.8 Earnings per share

The basic earnings per share ('EPS') is computed by dividing the net profit after tax for the year attributable to equity shareholders by the weighted average number of equity shares outstanding during the year and dilutive common equivalent shares outstanding during the period, except where the results would be anti-dilutive.

2.9 Provisions

The Company recognizes a provision when there is a present obligation as a result of a past event that probably requires an outflow of resources and a reliable estimate can be made of the amount of the obligation. A disclosure for a contingent liability is made when there is a possible obligation or a present obligation that may, but probably will not, require an outflow of resources. Where there is a possible obligation or a present obligation that the likelihood of outflow of resources is remote, no provision or disclosure is made.

Onerous contracts



Anil Kumar Reddy

@leksh



LOUKYA MEDIA SOLUTIONS PRIVATE LIMITED

Notes to financial statements for the year ended 31 March 2023 (continued)

2. Significant accounting policies (continued)

Provisions for onerous contracts i.e. contracts where the expected unavoidable costs of meeting the obligations under the contract exceed the economic benefits expected to be received under it, are recognised when it is probable that an outflow of resources embodying economic benefits will be required to settle a present obligation as a result of a past event, based on a reliable estimate of such obligation.

Contingencies

Provision in respect of loss contingencies relating to claims, litigation, assessment, fines penalties, etc are recognised when it is probable that a liability has been incurred and the amount can be estimated reliably.

2.10 Contingent liabilities and contingent assets

A contingent liability exists when there is a possible but not probable obligation, or a present obligation that may, but probably will not, require an outflow of resources, or a present obligation whose amount cannot be estimated reliably. Contingent liabilities do not warrant provisions, but are disclosed unless the possibility of outflow of resources is remote. Contingent assets are neither recognized nor disclosed in the financial statements. However, contingent assets are assessed continually and if it is virtually certain that an inflow of economic benefits will arise, the asset and related income are recognized in the period in which the change occurs.

2.11 Leases

Assets taken on lease where the company acquires substantially the entire risks and rewards incidental to ownership are classified as finance leases. The amount recorded is the lesser of the present value of minimum lease rental and other incidental expenses during the lease term or the fair value of the assets taken on lease.

For operating leases, lease payments (excluding cost for services and maintenance) are recognised as an expense in the statement of profit and loss on a straight line basis over the lease term. The lease term is the non- cancellable period for which the lessee has agreed to take on lease the asset together with any further periods for which the lessee has the option to continue the lease of the asset, with or without further payment, which option at the inception of the lease it is reasonably certain that the lessee will exercise.

2.12 Cash and cash equivalents

Cash and cash equivalents are short-term, highly liquid investments that are readily convertible into cash with original maturities of three months or less. Cash and cash equivalents consist principally of cash and deposits with banks.



Anil Kumar Reddy

Chakr



LOUKYA MEDIA SOLUTIONS PRIVATE LIMITED

Notes to Financial Statements for the year ended 31 March 2023 (continued)

20 Contingent Liabilities not acknowledged as debt

Particulars	As at 31 March 2023	As at 31 March 2022
Contingent Liabilities	NIL	NIL

21 Capital commitments and contingent liabilities*(to the extent not provided for)*

Particulars	As at 31 March 2023	As at 31 March 2022
Estimated amount of contracts remaining to be executed on capital account and not provided for (net of advances)	-	-

22 Operating leases

The Company is obligated under cancellable operating lease agreements. Total rental expense for the period under cancellable leases was Rs. 5,95,000 (31 March 2022: Rs. 6,00,000).

23 CIF value of imports

Particulars	As at 31 March 2023	As at 31 March 2022
Capital goods	-	-

24 Expenditure in foreign currency

Particulars	As at 31 March 2023	As at 31 March 2022
Travel and tour expenses	-	-

25 Earnings in foreign currency

Particulars	As at 31 March 2023	As at 31 March 2022
Income from export of: -		
- Software Consultancy Services & IT related Services	4,27,06,051	1,83,44,535
Total	4,27,06,051	1,83,44,535


26 Dues to Micro, Small and Medium Enterprise

The identification of micro, small and medium enterprise supplier as defined under the provisions of "Micro, Small and Medium Enterprises Development Act, 2006" is based on Management's knowledge of their status. There are no dues to micro, small and medium enterprises as on 31st March



Y Anilkumar Reddy

Chakr



LOUKYA MEDIA SOLUTIONS PRIVATE LIMITED

Notes to Financial Statements for the year ended 31 March 2023 (continued)

Dues to Micro, Small and Medium Enterprise (continued)

Particulars	For the year ended 31 March 2023	For the year ended 31 March 2022
The principal amount and the interest due thereon remaining unpaid to any supplier as at the end of each accounting year.	-	-
The amount of interest paid by the Company along with the amounts of the payment made to the supplier beyond the appointed day during the year.	-	-
The amount of interest due and payable for the period of delay in making payment (which have been paid but beyond the appointed day during the year) but without adding the interest specified under this Act.	-	-
The amount of interest accrued and remaining unpaid at the end of the year.	-	-
The amount of further interest remaining due and payable even in the succeeding years, until such date when the interest dues as above are actually paid to the small enterprise.	-	-

27 Related Party Transactions

a) List of parties where control exists

Subsidiaries: NIL


b) Other related parties

MOURI Tech Private Limited - Common Director
 Prime Web Services Private Limited - Common Director
 Anil Reddy Yerramreddy - Director
 APTLORE Technologies Private Limited - Common Directors
 MOURI Tech LLC - Common Shareholders

Transactions with related parties

Name of the related party	Nature of Transaction	For the year ended 31 March 2023	For the year ended 31 March 2022
MOURI Tech Private Limited	Loan taken	25,00,000	-
MOURI Tech Private Limited	Loan paid	-	14,81,619
Anil Reddy Yerramreddy	Loan taken	60,00,000	-
MOURI Tech Private Limited	Sale of Products	1,23,59,860	9,03,94,602
Prime Web Services Private Limited	Loan given	-	20,00,000
Prime Web Services Private Limited	Repayment of Loan given	20,00,000	-
Prime Web Services Private Limited	Loan taken	25,00,000	-
MOURI Tech LLC	Sale of Services	3,83,26,227	3,79,10,975
APTLORE Technologies Private Limited	Loan taken	12,00,000	-

X *Anilkumar Reddy*



LOUKYA MEDIA SOLUTIONS PRIVATE LIMITED

Notes to Financial Statements for the year ended 31 March 2023 (continued)

Balances receivable/(payable)



Name of the related party	As at 31 March 2023	As at 31 March 2022
MOURI Tech Private Limited	(53,77,920)	(1,26,11,878)
Prime Web Services Private Limited	(26,77,534)	20,00,000
Anil Reddy Yerramreddy	(60,00,000)	-
APTLORE Technologies Private Limited	12,54,193	-
MOURI Tech LLC	9,98,642	1,47,40,016
Unbilled Revenue: MOURI Tech LLC	3,12,01,427	2,13,79,088

28 Balances of unsecured loans, creditors and loans & advances are subject to confirmation by the parties concerned.

29 Previous year's figures have been regrouped/ reclassified wherever necessary to correspond to current year's classification.

30 Figures are rounded off to the nearest rupee.

As per our report of even date
For Krishna Reddy & Co.,
Chartered Accountants



R. Sreenivasulu
Partner


UDIN: 23210611BGYKUB8414

Place : Hyderabad

Date : 05/09/2023

for and on behalf of the Board of Directors of
Loukya Media Solutions Private Limited.,




Anil Reddy Yerramreddy
Director

DIN: 02309602



Varalakshmi Yallanti
Director

DIN: 07753817